

## Helpany for Caregivers – Onboarding and Training Sheet

### About Helpany:

Helpany offers a radar-based device called “Paul” that allows 24/7 remote monitoring through motion sensing. It delivers motion-based well-being information to identify at-risk residents and facilitates better fall prevention.

### About the Helpany App:

With the Helpany app caregivers can displays real-time and past motion information and allows to configure individual motion-based alerts for residents.

### About the Health is Wealth Report:

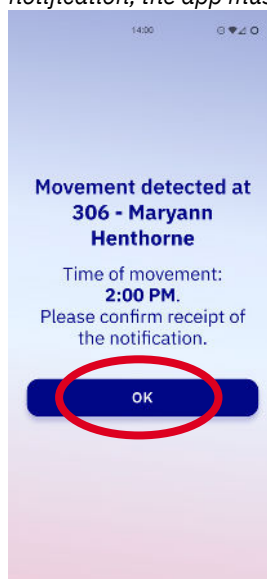
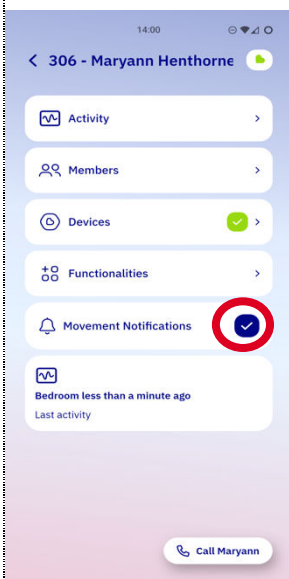
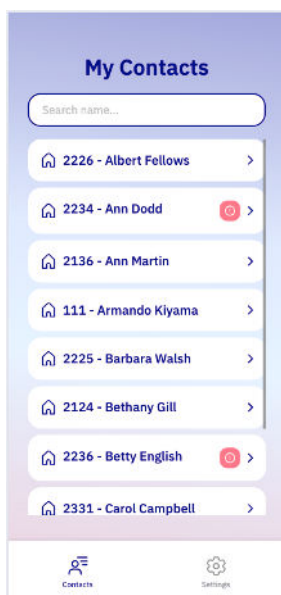
A weekly PDF summary about the measured nocturnal restlessness, their daily sedentary behavior and their average pace of movement, which is also distributed to the resident.

### How to activate and confirm “Movement Notification” on the Helpany app:

1. Select the resident for whom you want to receive movement notifications.

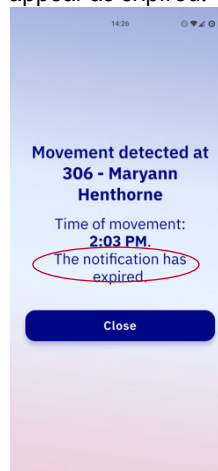
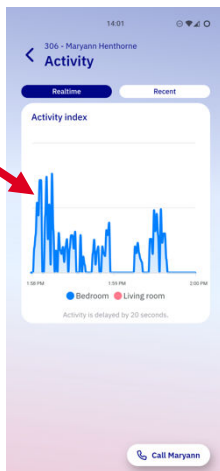
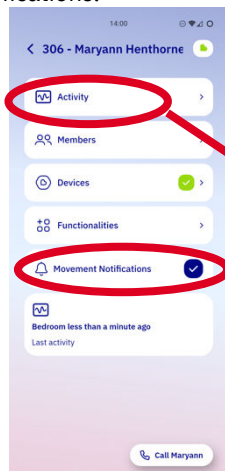
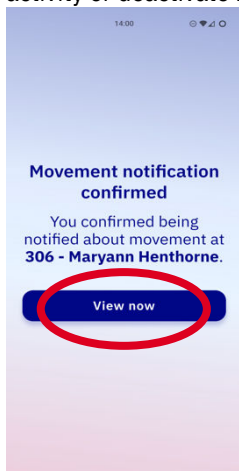
2. Activate on contact details:

3. As soon as the resident starts moving, you will receive a notification on the Helpany app. Tap on the notification or open the app to view the notification screen, then press confirm. *Please note that to hear or feel (vibration) the notification, the app must be closed.*



4. Once the notification is confirmed, you can easily view the resident's activity or deactivate notifications.

If you miss the notification, it will appear as expired.



**I hereby confirm that I have received training on the Helpany app, comprehend its usage, and consent to its utilization.**

Caregiver: \_\_\_\_\_

Trainer: \_\_\_\_\_

Signature: \_\_\_\_\_

Signature: \_\_\_\_\_

Date: \_\_\_\_\_

Date: \_\_\_\_\_